

MULTIJECTOR® MRVA and MRVAC

The first multiple stage ejector completely made of stainless steel



Description

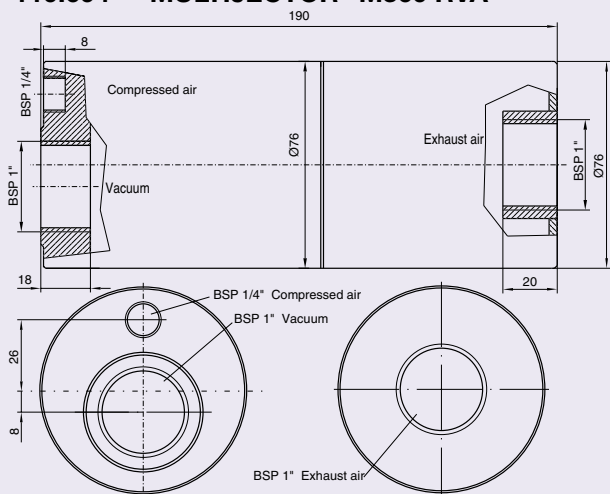
Multijectors of the MRVA- and MRVAC-series are three stage ejectors in a round stainless steel design. This Multijector-type offers an enormous suction performance of up to 4.5 times the used compressed air and up to -910 mbar vacuum at very compact size. As the MRVA vacuum generators are made of high-quality resistant materials (stainless steel AISI 304 and Viton-gaskets are standard, options: stainless steel AISI 316L and others, PTFE-coated gaskets), they are **ideal for applications where aggressive drawn-off media or critical ambience conditions have to be taken into consideration.**

Furthermore the Multijector MRVAC is **the first CIP-able multiple stage ejector pump** and can completely be rinsed inside from the vacuum side in installed state. The cleansing liquid leaves the MRVAC through the exhaust air opening (fitting position: exhaust air opening at the bottom). Vacuum- and exhaust air opening of the MRVAC are equipped with clamp-connection pieces.

Model No. Type

110.693 MULTIJECTOR® M270 RVA

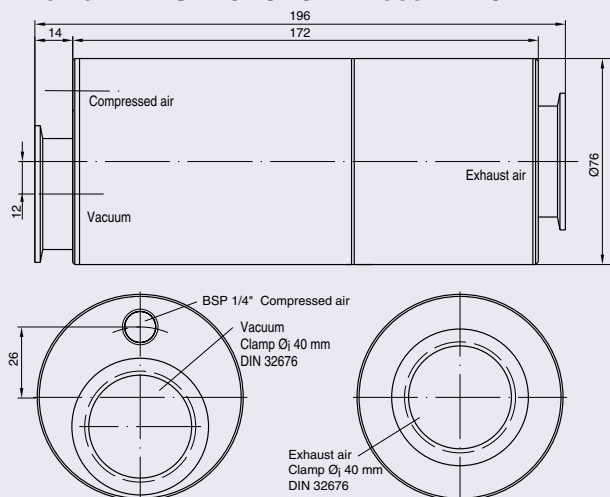
110.694 MULTIJECTOR® M360 RVA



Model No. Type

110.703 MULTIJECTOR® M270 RVAC

110.704 MULTIJECTOR® M360 RVAC



- wear- and maintenance-free
- good chemical resistance
- easy installation
- compact size
- oil-free operation
- CIP-able

Technical data

	M270 RVA	M360 RVA
Max. vacuum:	-900 mbar	-900 mbar
Max. Suction air flow:	1150 NI/min	1450 NI/min
Compr. air consumption:	252 NI/min	344 NI/min
Operating pressure:	3 - 6 bar	
Opt. operating pressure:	5.6 bar	
Operating noise:	55-78 dB(A)	
Weight:	2.5 kg	2.6 kg
Operable temp. range:	-20 to +80°C	
Materials:	AISI 304, Viton (optional AISI316L/PTFE)	


Please inquire separately for special materials.

Suction air flow (in NI/min) at the respective Vacuum (in mbar)

Typ	-0	-100	-200	-300	-400	-500	-600	-700	-800
M270	1150	660	420	228	135	105	69	39	18
M360	1450	810	560	304	180	140	92	52	24

Time in Seconds to evacuate a 1 m³ volume from atmospheric pressure to stated vacuum level (in mbar)

Typ	-100	-200	-300	-400	-500	-600	-700	-800	-900
M270	6	16	34	72	124	205	350	650	1700
M360	5	13	26	55	93	155	265	490	1300

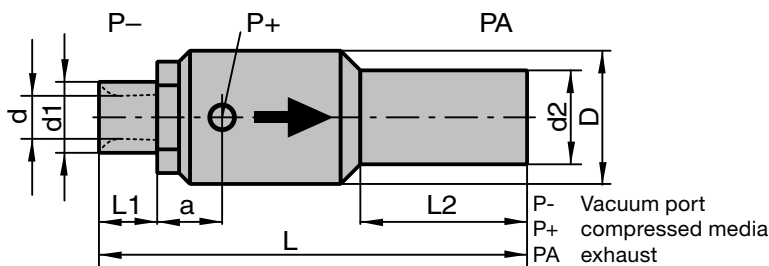


Varijectors are **adjustable radial gap ejectors** with whole accessible linear vacuum flow/exhaust gas stream running through the ejector's manifold. They can be used with a wide variety of different compressed operation media (propellants, e.g. compressed air, nitrogen, O₂, CO₂ ...) and aspire from any gas atmosphere. The compressed gas is injected radially, with a little angle directed into the flow direction, where it is mixed under high turbulences with the gas to be aspirated and goes into a diffuser nozzle.

Varijectors have an open inner diameter with sizes between Ø 5 up to 50 mm. They reach a maximum vacuum between -10 to -70 kPa. Varijectors can be used to aspire material and blow it into cyclones; to evaporate chemical processes; to mix gases; to feed textile threads and fabrics; to dry wire, tubes and parts; to maximize blowing air; to cool surfaces ... there are hundreds of applications.

Varijectors can be operated with compressed gases from 0 - 6 bar. According to the operation pressure, the Varijector reaches a certain aspiration volume, a ratio between aspired and compressed gas used and a certain maximum vacuum. Additionally, the radial gap can be adjusted at most of the models (not on the HT type), for easy adjustment of the maximum vacuum, airflow, gas consumption and mixing ratio.

Volkman Varijectors can be supplied in various materials, like anodized aluminium, stainless steel, high temperature resistant steel, PE, PP and other. Customized types with special diameters, flow ratios or individual materials are available upon request.



Materials (other materials on request)

- Alu:** anidized aluminium, nickelplated brass, nitrile gaskets
- Stainl.:** Stainless steel 1.4305 (304) Viton gaskets
- HT steel:** high temperature resistant steel easy exchangeable wearing parts copper/brass gaskets

Typ	Article No.	Ød mm	Ød1 mm	Ød2 mm	ØD mm	L mm	L1 mm	L2 mm	a mm	P+ (BSP)	max. vacuum	air consumpt. at 6 bar op.pr.	suction air at 6 bar op.pr.
PV100	100.457 (Alu)	10	G3/4" (AG)	40 und IG3/4"	40	152,5	14	76	51,5	G 3/8" (inner)	-80 kPa	0 - 1000 NI/min	max. 700 NI/min
	100.821 (Stainl.)												
PV150	101.968 (Alu)	15	25	25	40	198	30	90	57	G 3/8" (IG)	-75 kPa	0 - 1600 NI/min	max. 1200 NI/min
	101.969 (Stainl.)												
PV200	101.970 (Alu)	20	32	32	50	216	31,5	90	63,5	G 3/8" (IG)	-50 kPa	0 - 2200 NI/min	max. 2400 NI/min
	101.971 (Stainl.)												
PV250	101.972 (Alu)	25	32	40	60	236,5	38	110	64,5	G 3/8" (IG)	-45 kPa	0 - 3200 NI/min	max. 3300 NI/min
	101.973 (Stainl.)												
PV250HT	110.410 (HT steel)	25	45	50	70	205	47,5	97	28,5	G 3/8" (IG)	-30 kPa	2400 NI/min	max. 3700 NI/min
PV300	110.386 (Alu)	30	40	50	65	237	40,5	110	62	G 3/8" (IG)	-30 kPa	0 - 3400 NI/min	max. 4000 NI/min
	110.387 (Stainl.)												
PV400	110.393 (Alu)	40	50	75	90	277	50	120	62,5	G 1/2" (IG)	-15 kPa	0 - 3600 NI/min	max. 5500 NI/min